


This site uses cookies. By continuing to browse the site you are agreeing to our use of cookies. [Find out more here](#) 

Archives of Disease in Childhood



adc.bmj.com

Arch Dis Child doi:10.1136/archdischild-2014-306764

Original article

Cognitive dysfunction in adolescents with chronic fatigue: a cross-sectional study

Table 4

Results from cognitive tests (raw scores) and the BRIEF (T scores): comparison of chronic fatigue group and CFS (CDC) subgroup versus healthy controls

Cognitive measure	Mean values (SD)			Chronic fatigue group versus healthy controls			CFS (CDC) subgroup vs healthy controls		
	Chronic fatigue group N=120	CFS (CDC) subgroup N=88	Healthy controls N=39	Difference (95% CI)	p Value	d*	Difference (95% CI)	p Value	d
Processing speed									
CWIT condition 1+2 (s)	30.9 (6.3)	31.1 (6.5)	27.5 (5.1)	3.3 (1.1 to 5.5)	0.003	0.58	3.5 (1.2 to 5.9)	0.003	0.61
Executive function									
Working memory (sum score)	14.1 (3.4)	13.7 (3.2)	16.5 (3.8)	-2.4 (-3.7 to -1.1)	<0.001	0.67	-2.7 (-4.1 to -1.5)	<0.001	0.8
CWIT cognitive inhibition (s)	59.7 (15.2)	60.2 (15.9)	53.5 (14.0)	6.2 (0.8 to 11.7)	0.025	0.43	6.6 (0.8 to 12.5)	0.026	0.45
CWIT cognitive inhibition (errors)	2.0 (2.0)	2.0 (2.1)	1.6 (1.8)	0.4 (-0.4 to 1.1)	0.349	0.19	0.4 (-0.4 to 1.2)	0.367	0.20
CWIT cognitive flexibility (s)	67.2 (15.2)	66.1 (14.1)	62.4 (13.8)	4.8 (-0.8 to 10.4)	0.092	0.42	3.7 (-1.6 to 9.1)	0.167	0.27
Verbal learning									
HVLT-R total recall (sum score)	27.2 (4.1)	27.3 (3.8)	28.9 (3.7)	-1.7 (-3.2 to -0.3)	0.022	0.44	-1.6 (-3.1 to -0.2)	0.026	0.44
Verbal memory									
HVLT-R delayed recall (sum score)	9.4 (2.1)	9.5 (2.1)	10.1 (1.7)	-0.6 (-1.4 to 0.1)	0.119	0.33	-0.6 (-1.4 to 0.2)	0.119	0.31
BRIEF† GEC	55.1 (9.9)	55.9 (10.1)	43.8 (6.8)	11.2 (8.2 to 14.3)	<0.001	1.34	12.1 (8.3 to 15.9)	<0.001	1.46

*d: Cohen's d, expressing effect size.

†BRIEF: Due to logistic problems, some BRIEF results were missing, giving a total of 32 completed responses for that inventory in the healthy controls group.



BRIEF, Behaviour Rating Inventory of Executive Function; CFS, Chronic Fatigue Syndrome; CDC, Centers for Disease Control and Prevention; CWIT, Color Word Interference Test; HVLT-R, Hopkins Verbal Learning Test-Revised; GEC, global executive composite.



Who is talking about this article?



[See more details](#)

 Tweeted by **10**
 On **3** Facebook pages